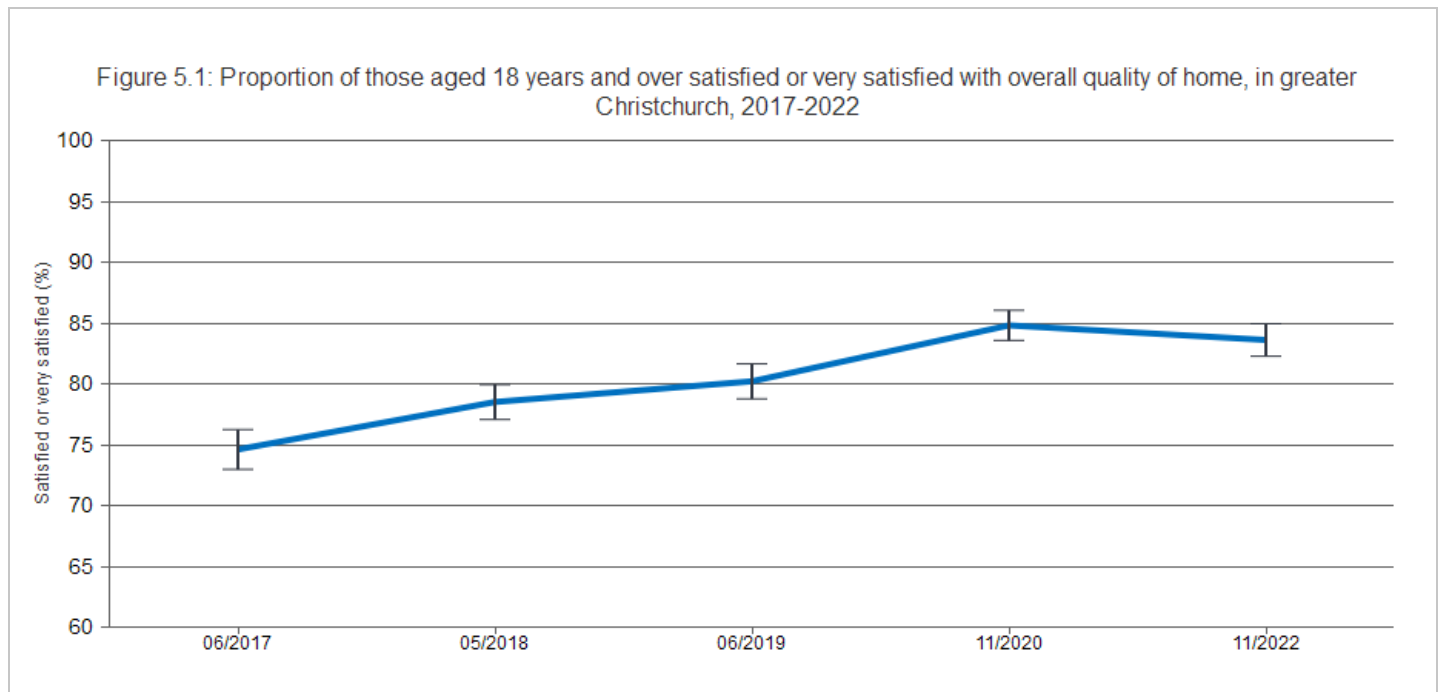


Housing: Housing quality

Downloaded from <https://www.canterburywellbeing.org.nz/our-wellbeing/housing/housing-quality/> on 21/11/2024 9:47 PM

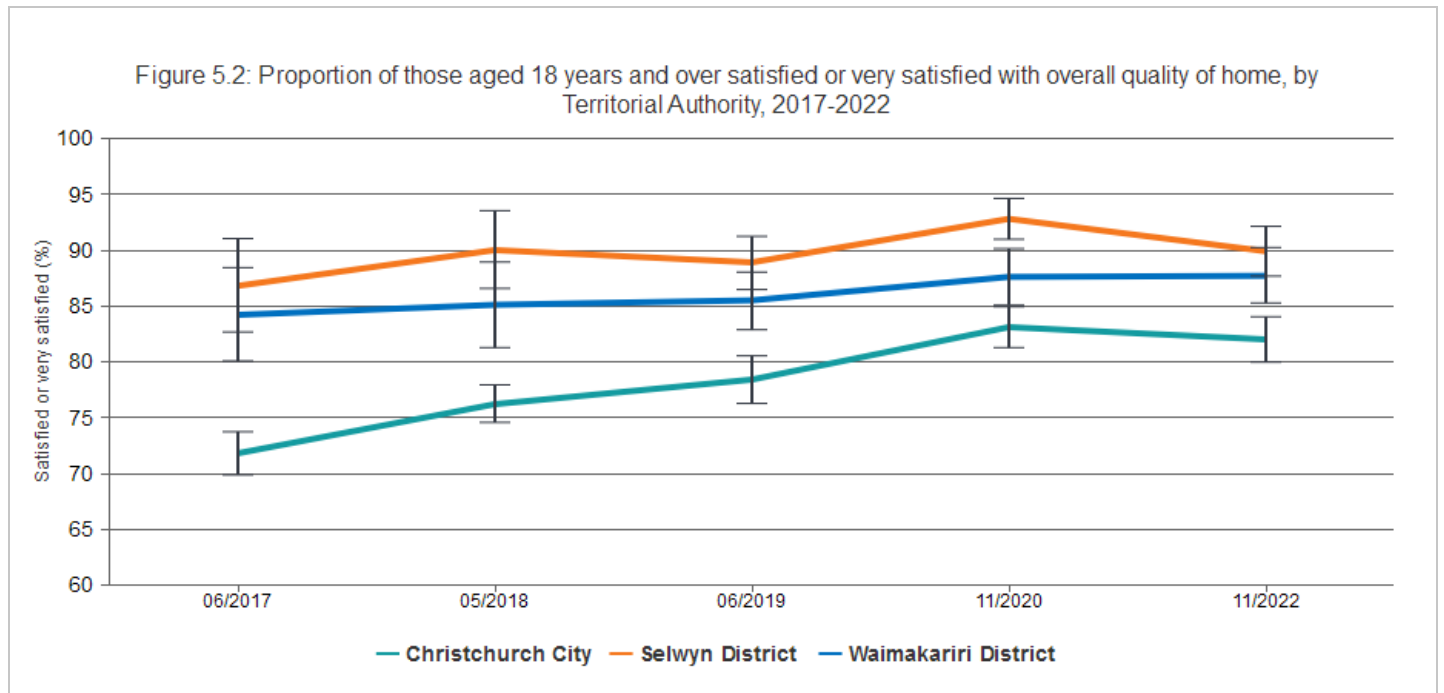
Good quality housing is warm and dry and provides sufficient space and amenities for the occupants. A question included in the Canterbury Wellbeing Survey [16] asks respondents to rate their satisfaction with the overall quality of the home in which they live (in terms of warmth, insulation, heating, moisture levels, and weather tightness).

This indicator presents the proportion of those 18 years and over indicating that they were either satisfied or very satisfied with the overall physical quality of the home in which they lived, as reported in the Canterbury Wellbeing Survey from 2017 to 2022.



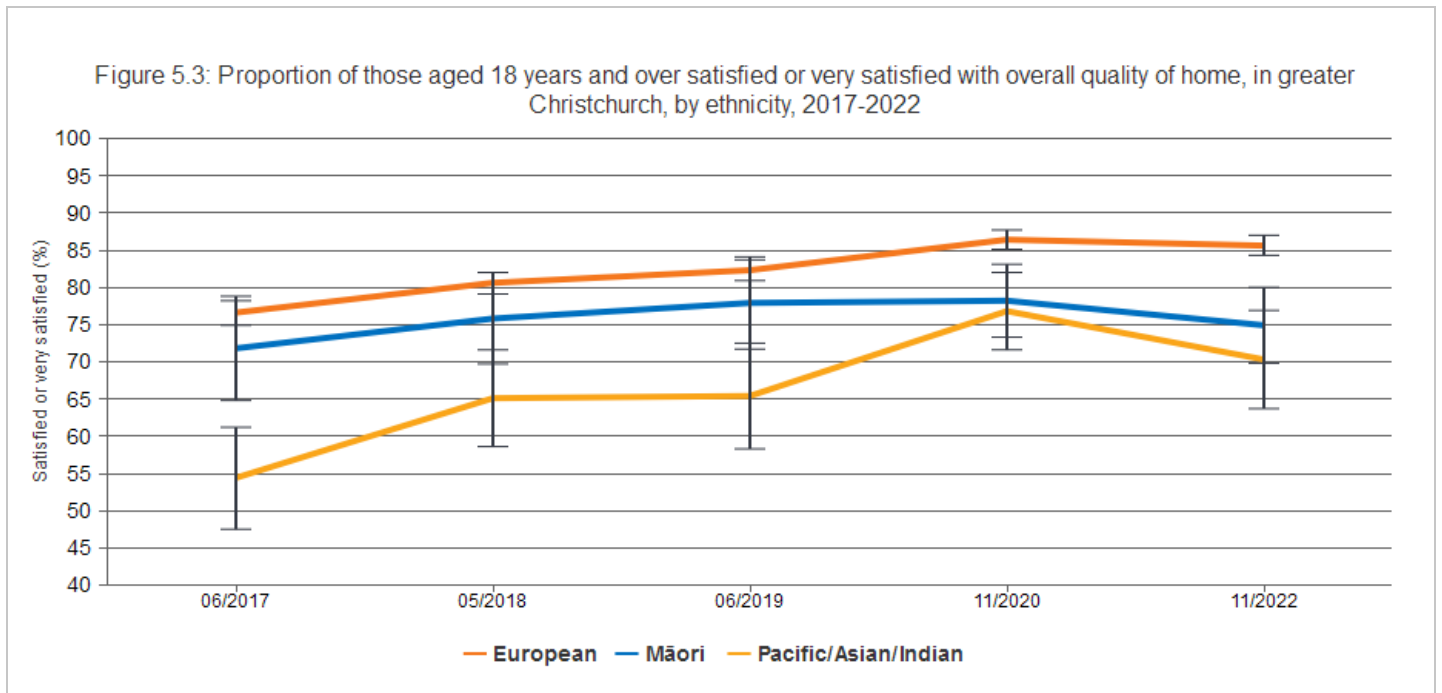
The figure shows that in November 2022, 83.6 percent of survey respondents indicated that they were either satisfied or very satisfied with the overall quality of the home in which they lived. This represents a statistically significant increase from June 2019 (80.2%).

Breakdown by Territorial Authority



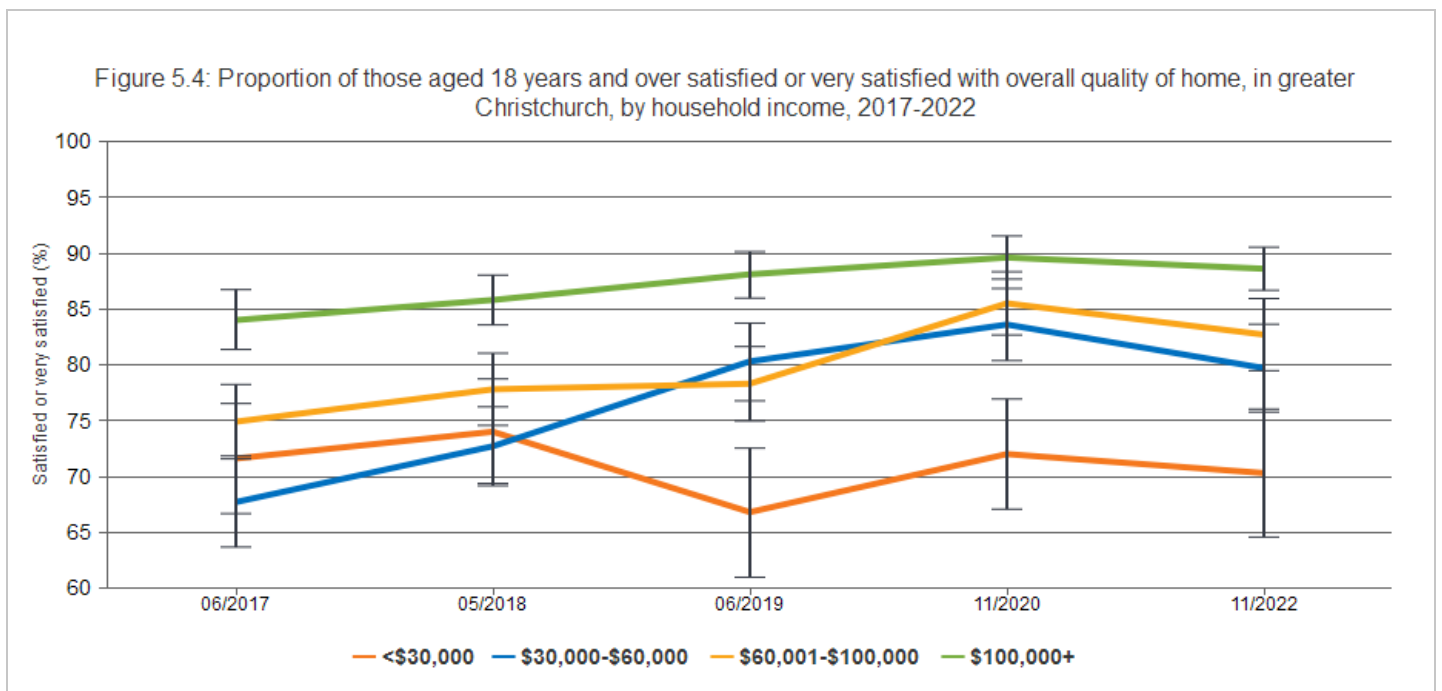
The figure shows that in November 2022, the majority of Christchurch City respondents indicated that they were satisfied or very satisfied with the overall quality of the home in which they lived. Respondents living in Selwyn District and Waimakariri District were statistically significantly more likely to indicate that they were satisfied or very satisfied with the overall quality of their home (Selwyn 89.9%; Waimakariri 87.7%) compared with Christchurch City residents (82.0%). The proportion of Christchurch City residents reporting that they were satisfied or very satisfied with the overall quality of their home has increased statistically significantly over the time series shown (from 71.8% in 2017 to 82.0% in 2022).

Breakdown by ethnicity



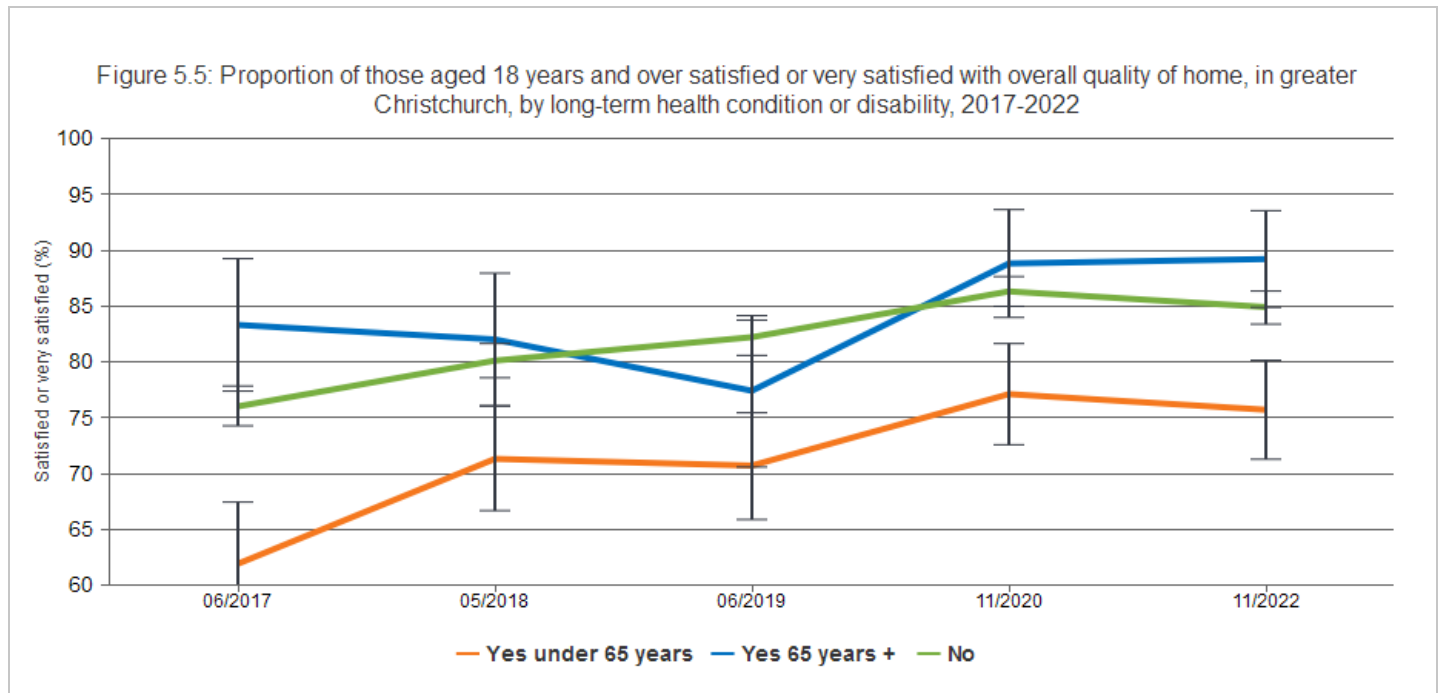
The figure shows that in November 2022, 85.6 percent of European respondents indicated that they were satisfied or very satisfied with the overall quality of the home in which they lived. Approximately 70 percent of Pacific/Asian/Indian and 75 percent of Māori respondents indicated that they were satisfied or very satisfied with the physical quality of the home in which they lived (in 2022, 70.3% and 74.9% respectively) and these satisfaction levels were statistically significantly lower than for European respondents. A statistically significant increase in satisfaction was observed among Pacific/Asian/Indian and European respondents between 2017 and 2020 (decreasing slightly to 2022). Satisfaction with housing quality among Māori respondents has not changed statistically significantly over the time series shown.

Breakdown by income



The figure shows an overall pattern of increased satisfaction with the quality of the home with increasing household income. The proportion of respondents in the less than \$30,000 income bracket satisfied or very satisfied with housing quality was statistically significantly lower than that for respondents from the two higher income groups in 2022.

Breakdown by disability



The figure shows that in November 2022, there was a statistically significant difference in satisfaction with the quality of the home for greater Christchurch respondents with a long-term health condition or disability aged under 65 years compared to those with a long-term health condition or disability aged 65 years and over, and those without.

Data Sources

Source: Te Whatu Ora Waitaha Canterbury - formerly the Canterbury District Health Board.

Survey/data set: Canterbury Wellbeing Survey to 2022. Access publicly available data from the Te Mana Ora | Community and Public Health website www.cph.co.nz/your-health/wellbeing-survey/

Source data frequency: Annually.

Metadata for this indicator is available at <https://www.canterburywellbeing.org.nz/our-wellbeing/index-data>

REFERENCES

This is the full reference list for **Housing**.

- 1 Ministry of Social Development (2016) *The Social Report 2016: Te pūrongo oranga tangata*. Wellington: Ministry of Social Development.
- 2 Howden-Chapman P (2004) Housing standards: A glossary of housing and health. *Journal of Epidemiology and Community Health* 58: 162-168.
- 3 National Health Committee (1998) *The social, cultural and economic determinants of health in New Zealand: Action to improve health*. Wellington: The National Advisory Committee on Health and Disability.
- 4 Thomson H, Thomas S, Sellstrom E, Petticrew M (2013) Housing improvements for health and associated socio-economic outcomes. *Cochrane Database Syst Rev*: Cd008657.
- 5 Baker MG, Goodyear R, Telfar Barnard L, Howden-Chapman P (2012) *The Distribution of Household Crowding in New Zealand: An analysis based on 1991 to 2006 Census data*. Wellington: He Kainga Oranga / Housing and Health Research Programme, University of Otago.
- 6 Carter D, Sharp S, British Medical Association (2003) *Housing and health: Building for the future*. London: British Medical Association.
- 7 Howden-Chapman P, Matheson A, Crane J, Viggers H, Cunningham M, et al. (2007) Effect of insulating existing houses on health inequality: Cluster randomised study in the community. *BMJ* 334: 460.
- 8 Howden-Chapman P, Pierse N, Nicholls S, Gillespie-Bennett J, Viggers H, et al. (2008) Effects of improved home heating on asthma in community dwelling children: Randomised controlled trial. *BMJ* 337.
- 9 Mitchell I, O'Malley S (2004) How affordable is housing in New Zealand and what strategies are available to reduce housing stress? Social Policy, Research and Evaluation Conference, 25–26 November. Wellington.
- 10 Bentley A, He kāinga ora he hapori ora | Ministry of Housing And Urban Development (2022) Change in housing affordability indicators Concepts, sources, and methods. Wellington: He kāinga ora, he hapori ora | Ministry of Housing And Urban Development.
- 11 Ministry of Business Innovation Employment (2017) *Housing Affordability in New Zealand: Methodology of HAM version 1.0 10 May 2017*. Wellington: Ministry Of Business, Innovation & Employment.
- 12 Miller S, Suie S, Bycroft C (2018) *Comparing housing information from census and tenancy bond data*. Wellington: Statistics New Zealand.
- 13 Baker MG, McDonald A, Zhang J, Howden-Chapman P (2013) *Infectious Diseases Attributable to Household Crowding in New Zealand: A systematic review and burden of disease estimate*. Wellington:.
- 14 Crothers C, Kearns R, Lindsey D (1993) Housing in Manukau City: Overcrowding, Poor Housing and Their Consequences *Working Papers in Sociology, University of Auckland* 27.
- 15 Evans GW (2003) The built environment and mental health. *Journal of Urban Health* 80: 536-555.
- 16 Te Whatu Ora | Health New Zealand - Waitaha Canterbury (2023) *The Canterbury Wellbeing Survey: Report prepared by NielsenIQ for Te Whatu Ora and partnering agencies*. Christchurch: Te Whatu Ora | Waitaha Canterbury.