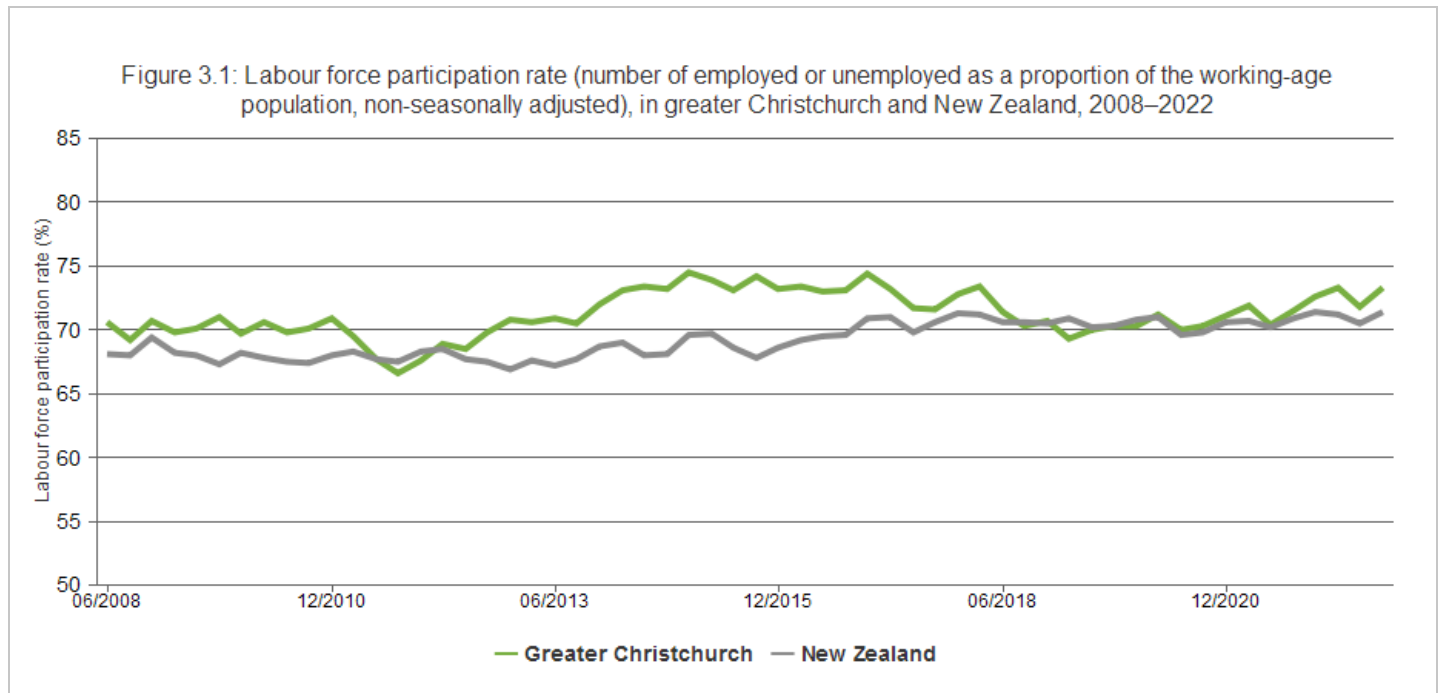


Employment: Labour force participation rate

Downloaded from <https://www.canterburywellbeing.org.nz/our-wellbeing/employment/labour-force-participation-rate/> on 22/12/2024 6:55 AM

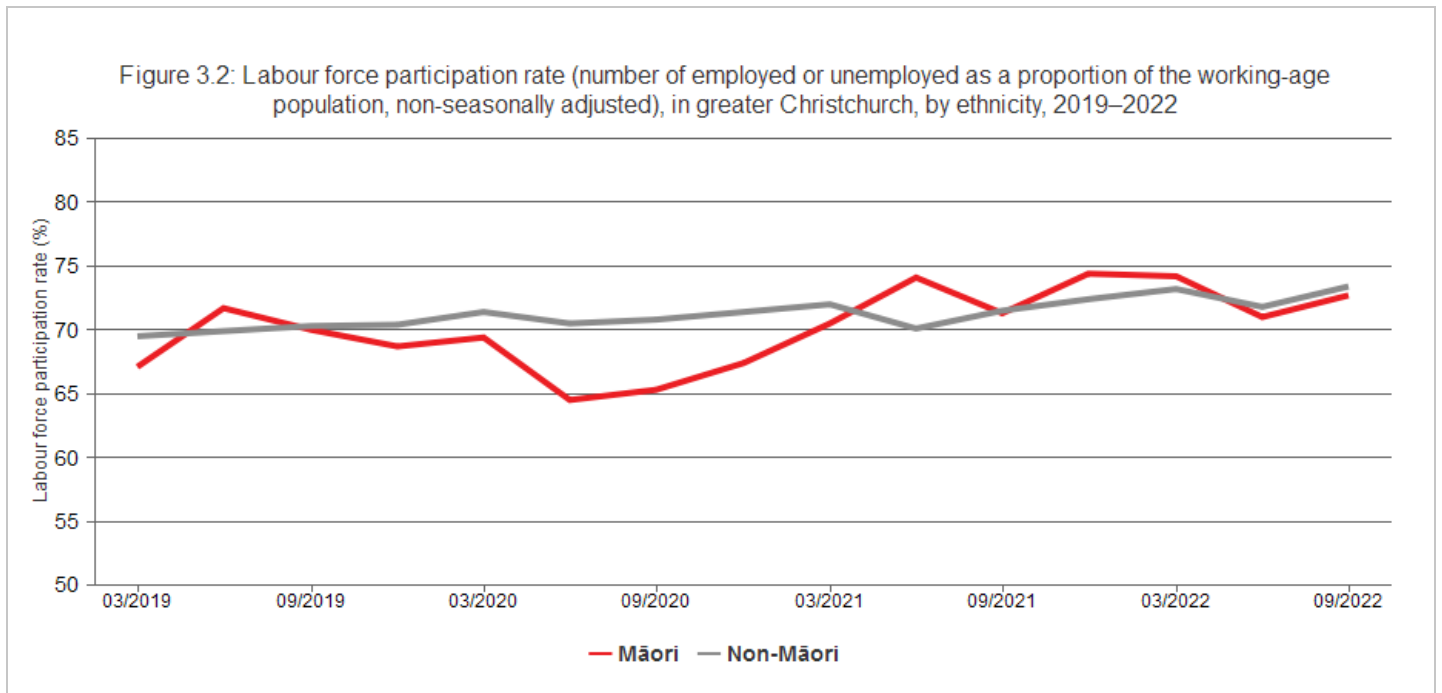
The labour force includes all people who are either employed, or unemployed but looking for work (such as the proportion of the entire working-age population that would turn up for work if suitable work was available) [7]. The size of the labour force is directly related to New Zealand's ability to produce goods and services. Short-term changes in the participation rate are linked to current job market conditions, which can vary with cycles of business growth.

This indicator measures the proportion of the working-age population in the labour force (non-seasonally adjusted). The labour force consists of members of the working-age population who are classified as employed or unemployed (people working + people looking for work). The labour force participation rate is, therefore, the proportion of the working-age population who are either employed or unemployed.



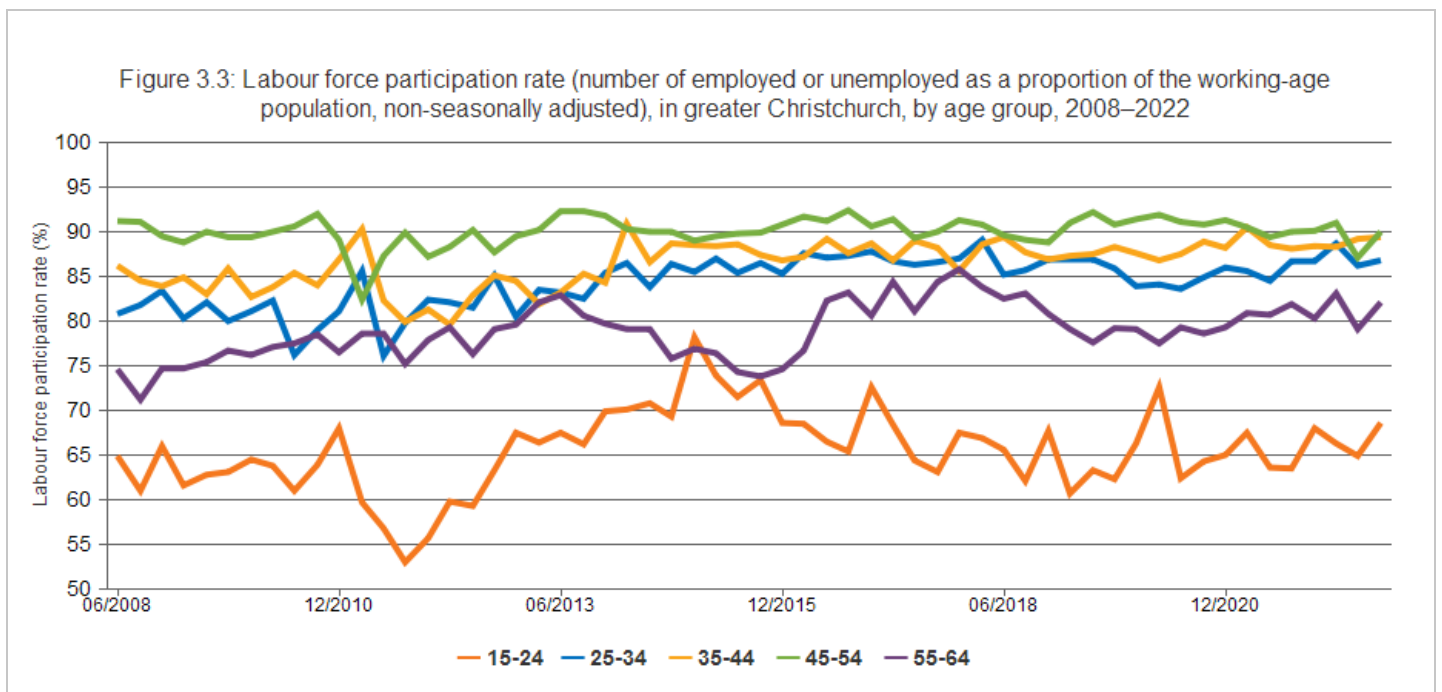
The figure shows that the labour force participation rate (non-seasonally adjusted) in New Zealand has increased steadily over the time series shown (68% in 2008 to 71.4% in 2022). The labour force participation rate for greater Christchurch deviated from the New Zealand rate following the beginning of the Canterbury earthquake sequence. The greater Christchurch rate was three or four percentage points higher than the national rate from late 2012 until early 2017, as rebuild-related economic activity continued. However, the labour force participation rate for greater Christchurch has now largely converged with the New Zealand rate (having peaked at 74.4 percent in December 2016 the rate has increased steadily since early 2019 to 73.3 percent in September 2022).

Breakdown by ethnicity



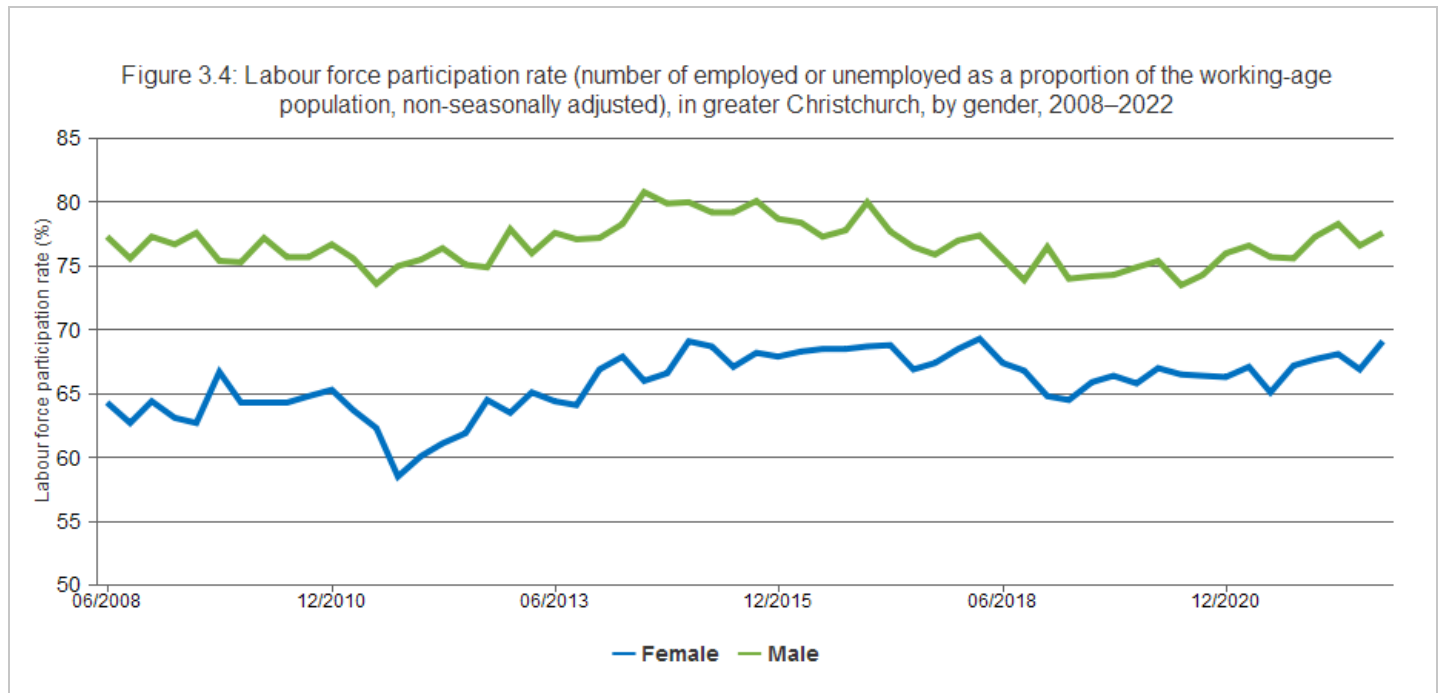
The figure shows that, since March 2021, the non-seasonally adjusted labour force participation rate for Māori and non-Māori has converged (72.7% and 73.4% respectively, September 2022). The labour force participation rate dipped notably for Māori for most of 2020 (low point 64.5% in June 2020), probably due to the impacts of the COVID-19 pandemic (noting that impacts of COVID-19 restrictions on employment varied substantially across different sectors).

Breakdown by age



The non-seasonally adjusted labour force participation rate for greater Christchurch has increased over the time series shown, for all age groups, with the exception of the 45–54 years group, which has remained steady at approximately 90 percent. The influence of earthquake rebuild-related activities can be seen during the years 2012 to 2015, particularly for younger people 15–24 years.

Breakdown by gender



The labour force participation rate for females is consistently lower throughout the time-series. The rate for females has increased and converged somewhat towards the male labour force participation rate during recent years. In September 2022 the rate for females is 69.1 percent and for males 77.6 percent.

Data Sources

Source: Statistics New Zealand.

Survey/data set: Household Labour Force Survey to September 2022. Custom data request for greater Christchurch region.

Source data frequency: Quarterly.

Metadata for this indicator is available at <https://www.canterburywellbeing.org.nz/our-wellbeing/index-data>

REFERENCES

This is the full reference list for **Employment**.

- 1 Warr P (1987) *Work, unemployment, and mental health*. Oxford: Oxford University Press.
- 2 National Health Committee (1998) *The Social, Cultural and Economic Determinants of Health in New Zealand: Action to Improve Health*. Wellington: National Health Committee.
- 3 Milligan S, Fabian A, Coope P, Errington C (2006) *Family wellbeing indicators from the 1981–2006 New Zealand Censuses*. Statistics NZ, University of Auckland, University of Otago.
- 4 Waddel G, Burton AK (2006) *Is working good for your health and wellbeing?* London: Department of Work and Pensions, UK Government.
- 5 Dodu N (2005) Is employment good for well-being? a literature review. *Journal of Occupational Psychology, Employment and Disability* 7: 17-33.
- 6 Junaker R (1991) Unemployment and mortality in England and Wales: a preliminary analysis. *Oxford Economics Papers* 43: 305–320.
- 7 Statistics New Zealand (2014) *A guide to unemployment statistics (second edition)*. Wellington: Statistics New Zealand.
- 8 Mathers C, Schofield D (1998) The health consequences of unemployment: the evidence. *Medical Journal of Australia* 168: 178–182.
- 9 Congdon WJ, Kling JR, Mullainathan S (2011) Poverty and Inequality. In: Congdon WJ, Kling JR, Mullainathan S, editors. *Policy and Choice*: Brookings Institution Press. pp. 140-172.
- 10 McGaughey E (2015) Behavioural Economics and Labour Law: LSE Legal Studies Working Paper No. 20/2014. In: Ludlow A, Blackham A, editors. *New Frontiers in Empirical Labour Law Research*: King's College London Law School.
- 11 Quigley R, Baines J (2014) *The social value of a job*. Wellington: Ministry for Primary Industries.
- 12 Wilkinson R, Marmot M, editors (2003) *Social determinants of health: the solid facts* 2nd edition. Copenhagen: World Health Organization.
- 13 Winefield AH, Delfabbro PH, Winefield HR, Duong D, Malvaso C (2017) The Psychological Effects of Unemployment and Unsatisfactory Employment on Young Adults: Findings from a 10-Year Longitudinal Study. *The Journal of Genetic Psychology* 178: 246-251.
- 14 World Bank (2013) *World Bank Development Report (2013). Jobs*. Washington DC: World Bank.
- 15 Ministry of Business Innovation and Employment (2017) Labour market terms explained. Retrieved from www.mbie.govt.nz/info-services/employment-skills/labour-market-reports/pacific-peoples-labour-market-trends/march-2017/terms-explained.
- 16 Statistics New Zealand (2023) Unemployment rate. Retrieved from www.stats.govt.nz/news/unemployment-rate-at-3-4-percent/#:~:text=The%20primary%20contribution%20to%20higher,the%20HLFS%20began%20in%201986.
- 17 Lucas RE, Diener E (2003) The happy worker: Hypotheses about the role of positive affect in worker productivity. In: Barrick MR, Ryan AM, editors. *Personality and work: Reconsidering the role of personality in organizations (The organizational frontiers series)*. San Francisco: Jossey Bass.
- 18 Statistics New Zealand (2021) *New Zealand General Social Survey 2021*. Wellington: Statistics New Zealand.