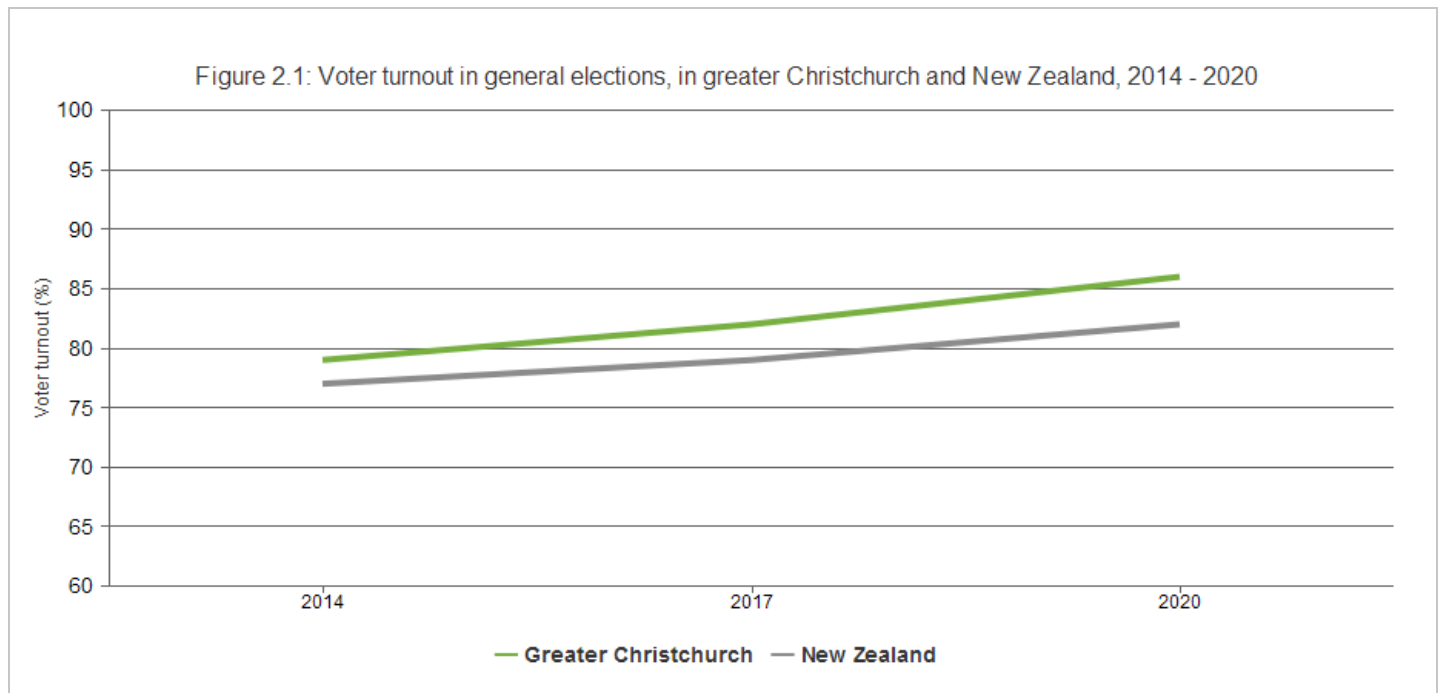


## Civic Engagement: Voter turnout – general elections

Downloaded from <https://www.canterburywellbeing.org.nz/our-wellbeing/civic-engagement/voter-turnout-general-elections/> on 28/03/2025 6:50 AM

Voter turnout rates help to show how people feel about central government. This includes the confidence they have in political institutions, the importance they attach to them, and whether they feel their participation in general elections can make a difference. In New Zealand, the enrolment of eligible electors is compulsory, but voting is not.

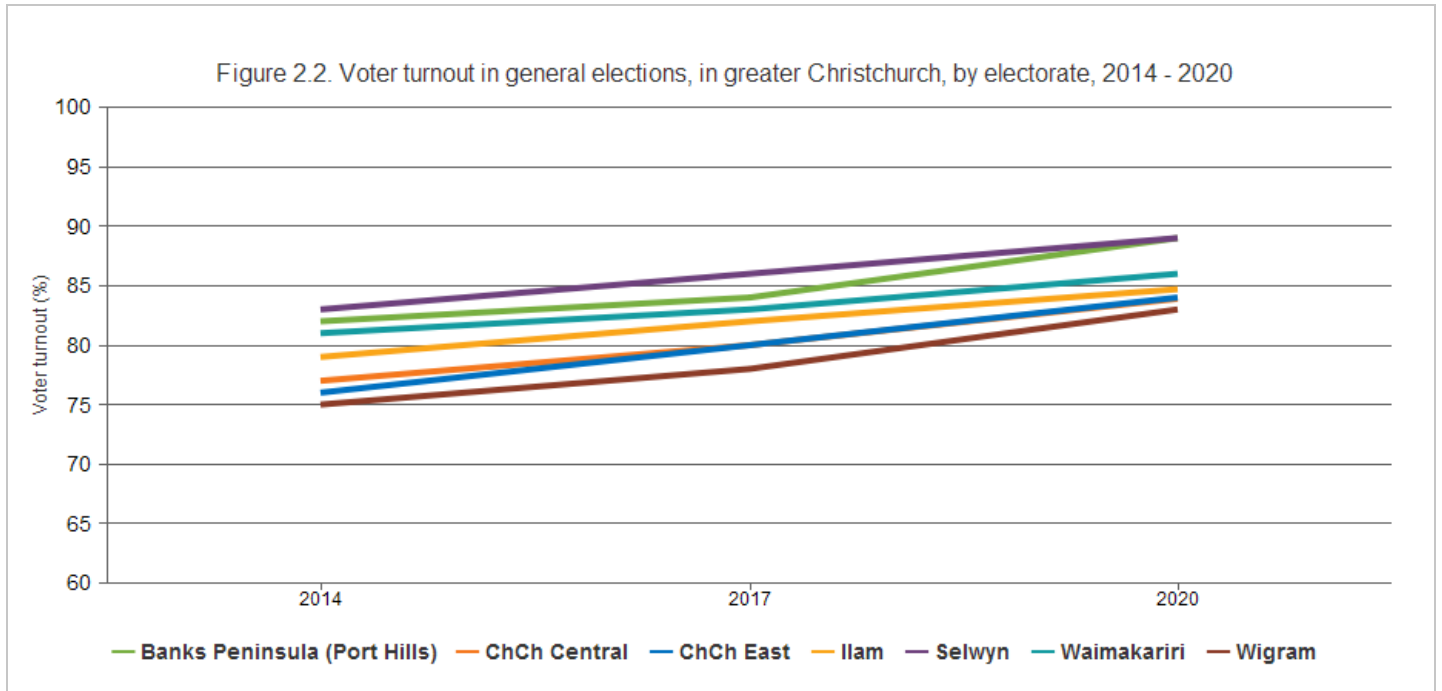
This indicator presents the voter turnout (proportion of eligible electors who cast a vote) in general elections, for greater Christchurch and New Zealand, for 2014, 2017, and 2020.



In 2020, 86 percent of enrolled electors in greater Christchurch voted in the general election (up from 79% in 2014 and 82% in 2017). Nationally, the voter turnout was slightly lower than in greater Christchurch at all three elections, for example at 82 percent of enrolled electors in 2020 [10].

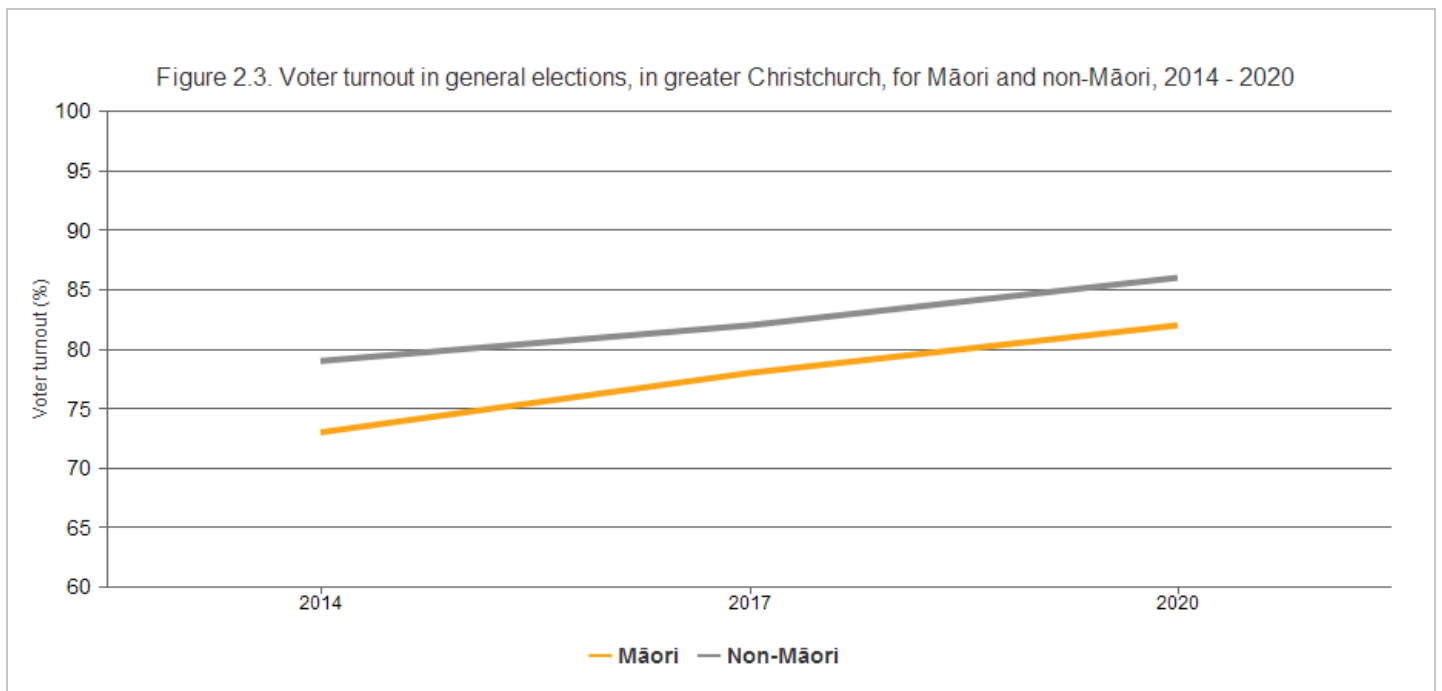
## Breakdown by electorate

In 2019 the Representation Commission reviewed the electorate boundaries and names across New Zealand for the 2020 and 2023 general elections [11]. Subsequently Selwyn, the fastest growing electorate, lost the Banks Peninsula area to the newly-named Banks Peninsula electorate (formerly Port Hills). Adjustments were also made to Ilam, Wigram, Banks Peninsula, Christchurch East and Rangitata electorates [11].



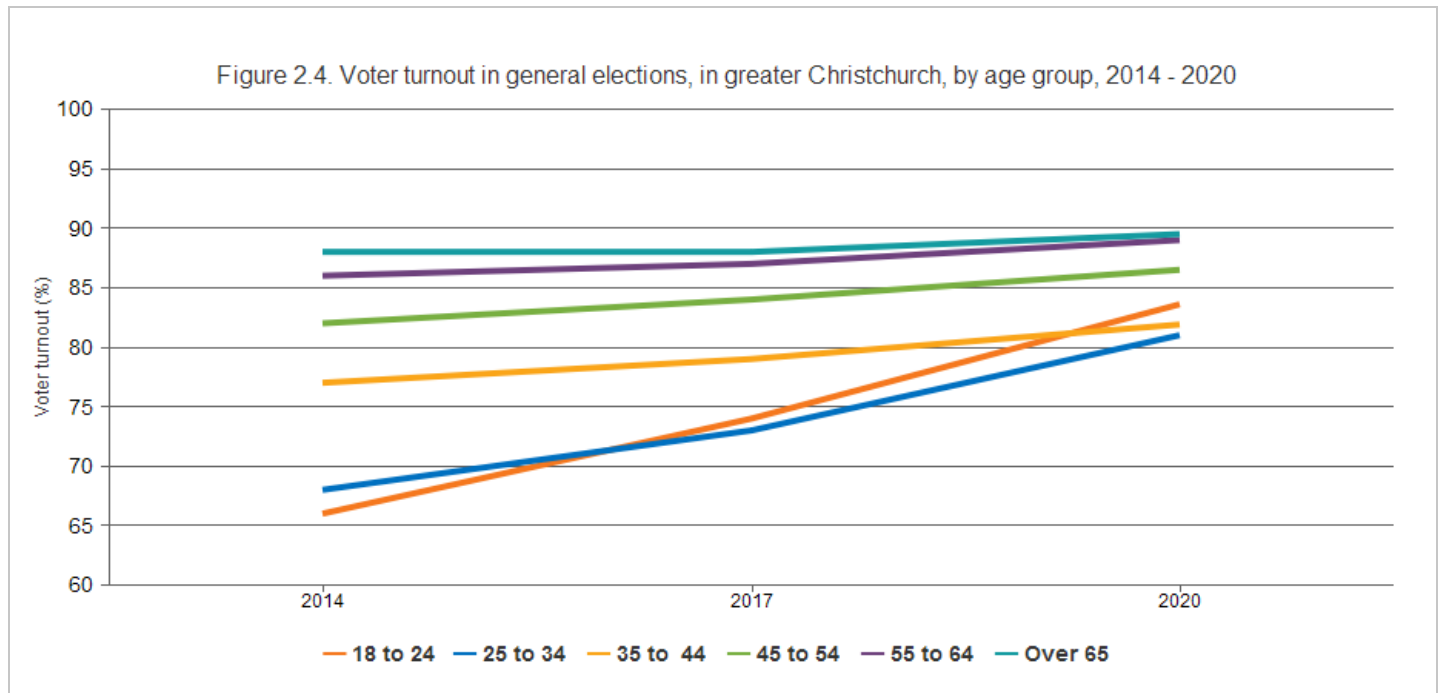
The figure shows increased voter turnout in the general elections for all electorates in greater Christchurch, from 2014 to 2020.

## Breakdown by ethnicity



The figure shows that in 2020, 82 percent of enrolled Māori electors in greater Christchurch voted in the general election compared to 86 percent of non-Māori. The voter turnout for Māori in greater Christchurch has increased at each election for which data are shown (73% in 2014 and 78% in 2017).

## Breakdown by age



The figure shows an increase in voter turnout for younger people in greater Christchurch between 2014 and 2020, with the largest increase being among those aged 18 to 24 years. Younger voters in greater Christchurch (84% turnout for 18 to 24 year-olds in 2020 up from 66% in 2014) had higher voter turnout than their peers nationally (78% turnout in 2020 - New Zealand data not shown in figure above).

### Data Sources

**Source:** Electoral Commission.

**Survey/data set:** Administrative data. Access publicly available data from the Electoral Commission website <https://elections.nz/democracy-in-nz/historical-events/2020-general-election-and-referendums/voter-turnout-statistics-for-the-2020-general-election/>

**Source data frequency:** Three yearly.

Metadata for this indicator is available at <https://www.canterburywellbeing.org.nz/our-wellbeing/index-data>

## REFERENCES

---

This is the full reference list for **Civic Engagement**.

- 1 Community and Public Health (2011) Christchurch city health profile: democratic participation. Christchurch: Canterbury District Health Board.
- 2 Blais A, Young R, Lapp M (2003) The calculus of voting: An empirical test. *European Journal of Political Research* 37: 181-201.
- 3 Dalton RJ (2013) *Citizen Politics: Public Opinion and Political Parties in Advanced Industrial Democracies*. Washington DC: Congressional Quarterly Press.
- 4 Niemi RG, Craig SC, Mattei F (1991) Measuring Internal Political Efficacy in the 1988 National Election Study. *The American Political Science Review* 85: 1407-1413.
- 5 Robert Putnam (1993) *Making Democracy Work: Civic Traditions in Modern Italy*. Princeton: Princeton University Press.
- 6 Solijonov A (2016) *Voter Turnout Trends around the World*. Stockholm, Sweden: International Institute for Democracy and Electoral Assistance.
- 7 Department of Internal Affairs (2016) The Social Report 2016: Te pūrongo oranga tangata. Wellington: Department of Internal Affairs.
- 8 Robert Putnam (2000) *Bowling Alone: The Collapse and Revival of American Community* New York: Simon and Schuster.
- 9 OECD (2019) Voting, in *Society at a Glance 2019: OECD Social Indicators*, OECD Publishing, Paris.
- 10 Electoral Commission (2021) *Report of the Electoral Commission on the 2020 General Election and referendums: Provided in accordance with section 8(1) of the Electoral Act 1993*. Wellington: Ministry of Justice.
- 11 NZ Electorate Boundary Review (2020) Report of the Representation Commission 2020. Wellington.